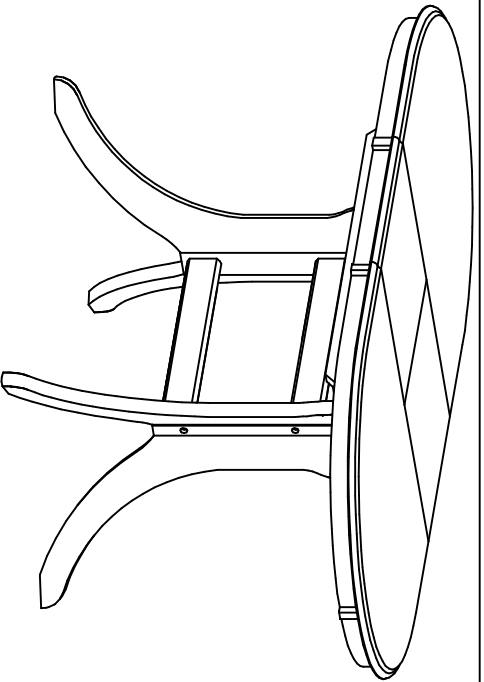


ASSEMBLY INSTRUCTIONS

AV-T8012EB35

ASSEMBLY INSTRUCTIONS



COMPONENTS CHECKLIST

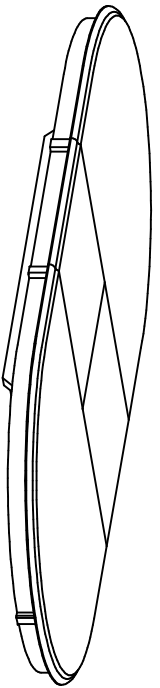
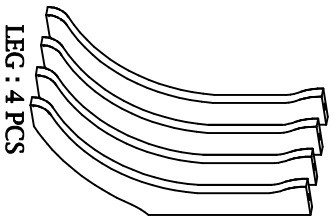


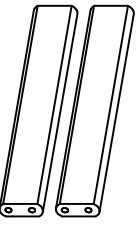
TABLE TOP : 1 PC



LEG : 4 PCS

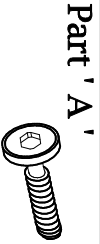


LEG CENTER RAIL : 2 PCS

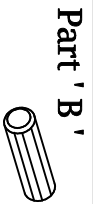


CROSS BAR : 2 PCS

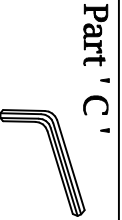
FITTINGS HARDWARE



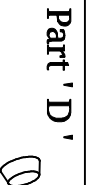
Part ' A ' JCBC BOLT M6 X 40
12 PCS



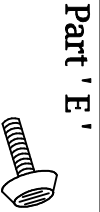
Part ' B ' WOOD DOWEL M10 X 50
4 PCS



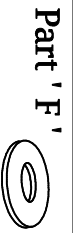
Part ' C ' ALLEN KEY M4 : 1 PC



Part ' D ' WOOD BUTTON 14.5 X 9
4 PCS



Part ' E ' BASE GLIDE M6 X 16 : 4 PCS

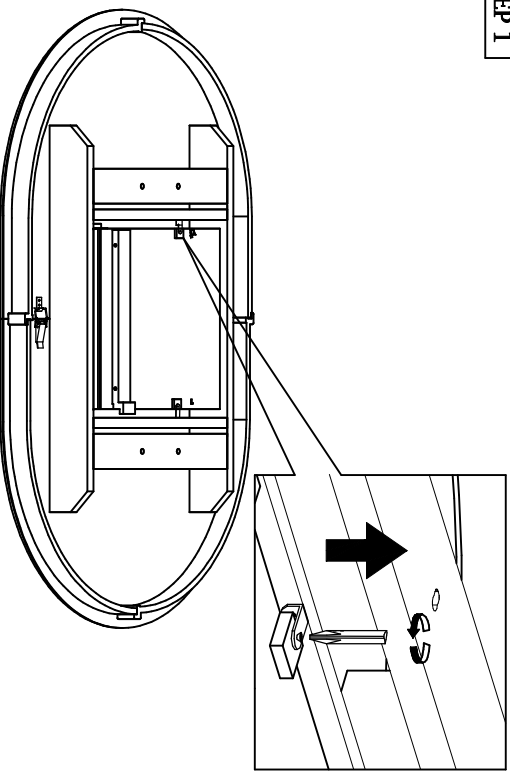


Part ' F ' FLAT WASHER 5/16" X 17
4 PCS



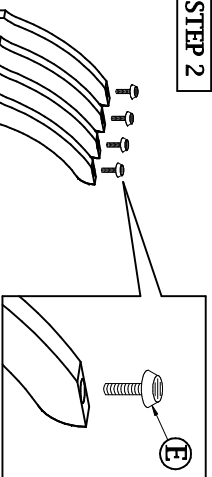
Part ' G ' JCBC BOLT M6 X 50
4 PCS

STEP 1

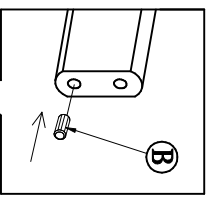


PLEASE REMOVE SCREW BEFORE ASSEMBLY

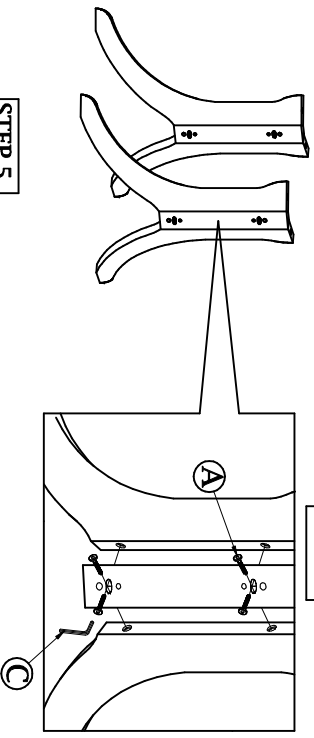
STEP 2



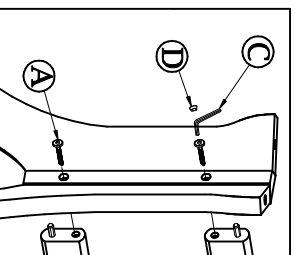
STEP 3



STEP 4



STEP 5



STEP 6

